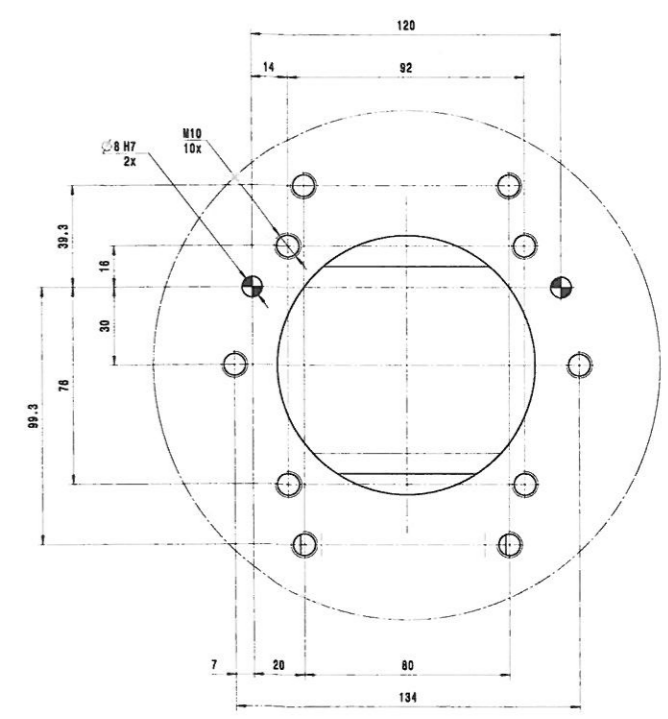
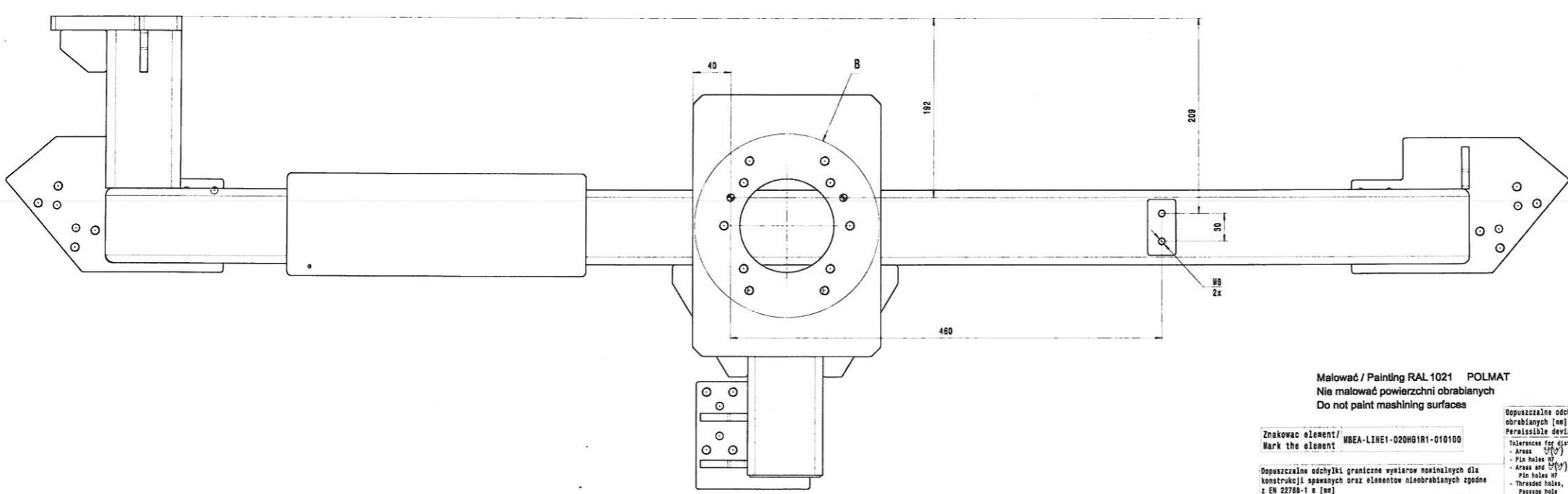
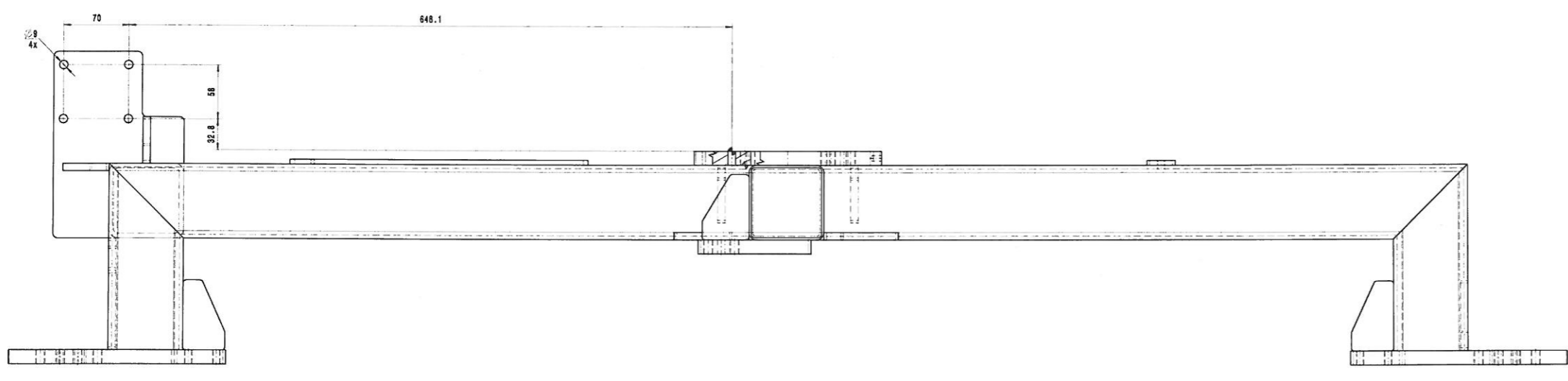
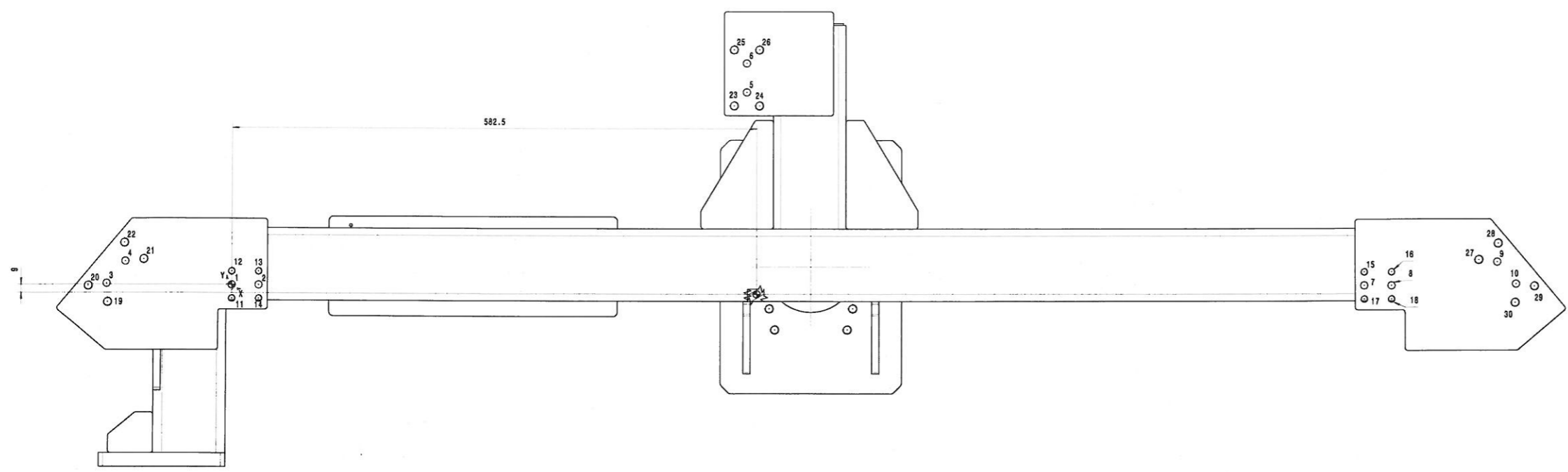


Powierzchnia gwintu
 Thread surfaces
 Powierzchnia w 0.2 kl. dokładności
 Surfaces in the 0.2 cl. accuracy
 Powierzchnia w 0.5 kl. dokładności
 Surfaces in the 0.5 cl. accuracy
 Powierzchnia otworów nieobrobionych
 Surfaces of clearance holes

| REF. X | Y | Diameter |
|--------|---------|----------|
| 1 | 0 | 0 |
| 2 | 30 | 0 |
| 3 | -138.15 | 1.25 |
| 4 | -117.58 | 25.77 |
| 5 | 571.5 | 214 |
| 6 | 571.5 | 248 |
| 7 | 1255 | 0 |
| 8 | 1285 | 0 |
| 9 | 1402.58 | 25.77 |
| 10 | 1423.15 | 1.25 |
| 11 | 0 | -15 |
| 12 | 0 | 15 |
| 13 | 30 | 15 |
| 14 | 30 | -15 |
| 15 | 1255 | 15 |
| 16 | 1285 | 15 |
| 17 | 1255 | -15 |
| 18 | 1285 | -15 |
| 19 | -137.07 | -19.24 |
| 20 | -158.51 | -1.24 |
| 21 | -97.21 | 28.26 |
| 22 | -118.66 | 46.26 |
| 23 | 557.5 | 199 |
| 24 | 585.5 | 199 |
| 25 | 557.5 | 261 |
| 26 | 585.5 | 261 |
| 27 | 1382.21 | 28.26 |
| 28 | 1403.58 | 46.26 |
| 29 | 1443.51 | -1.24 |
| 30 | 1422.07 | -19.24 |



Szczegół/Detail B
Skala/Scale: 1:1

Malować / Painting RAL 1021 POLMAT
 Nie malować powierzchni obrabianych
 Do not paint machining surfaces

| Znakować element/ Mark the element | WBEA-LINE1-020HG1R1-010100 | Dopuszczalne odchyłki graniczne wymiarów nominalnych dla elementów obrabianych [mm] Permissible deviation for nominal dimensions in machined parts [mm] |
|---|--|--|
| Dopuszczalne odchyłki graniczne wymiarów nominalnych dla konstrukcji spawanych oraz elementów nieobrobionych zgodnie z EN 22788-1 [mm] Permissible deviation for nominal dimensions in welded constructions and non-machined parts acc. to EN 22788-1 [mm] | > 0,5 > 6 > 30 > 120 > 400 > 1000 > 2000 | Tolerances for distance between: - Areas $\sigma_{(V)}$ ± 0,05 - Pin holes H7 ± 0,05 - Areas and $\sigma_{(V)}$ ± 0,05 - Pin holes H7 ± 0,05 - Threaded holes, Passage hole and tack H7 ± 0,2 - Threaded holes, Passage hole and tack H7 ± 0,1 |
| Krawędzie załusac 1x45° Feather the edges 1x45° | < 0,1 < 0,2 < 0,3 < 0,5 < 0,8 < 1,2 < 2 | Tolerances for distance between: - Areas $\sigma_{(V)}$ ± 0,05 - Pin holes H7 ± 0,05 - Threaded holes, Passage hole and tack H7 ± 0,2 - Threaded holes, Passage hole and tack H7 ± 0,1 |
| | | Tolerances for distance between: - Areas $\sigma_{(V)}$ ± 0,05 - Pin holes H7 ± 0,05 - Threaded holes, Passage hole and tack H7 ± 0,2 - Threaded holes, Passage hole and tack H7 ± 0,1 |